

GravelGrid

The special surfacing grid

For fire service access roads, service yards,
embankments and to provide grip on inclines

PREVIEW

NEW!



- Prevents tyre marks
- Stops gravel from spreading
- Fast installation
- Long-term water permeability

► GravelGrid in Detail

TECHNICAL DATA

Size:	Approx. 1180 x 600 x 30 mm height
Section size:	Approx. 1139 x 570 mm
No. required per m ² :	0.65 m ² per section = 1.54 sections per m ²
Weight per panel:	Approx. 2,6 kg*
Weight per m ² :	Approx. 4,0 kg*
Material:	HDPE recycling material
Colours:	Standard colour black, optional colours white, grey, beige ... on request**
Options:	With (GS) or without (FF) moulded ground spikes
Fill volume/m ² :	Approx. 28 l
Fill weight/m ² :	Approx. 38 kg
Load capacity:	Min. 1,500 kN per m ² surface load LGA no. 5401006/1k DIN 14090-approved for fire service access roads March 2003, Section 4.3.9. Min. 800 kN per m ²

ritter

innovations in plastics


Ritter GmbH
Abteilung Baustoffe
Kaufbeurer Straße 55
D-86830 Schwabmünchen
Tel.: +49 (0) 8232/5003-32
Fax: +49 (0) 8232/5003-51
E-Mail: baustoffe@ritter-online.de
Internet: www.ritter-online.de

Distributor for Australia:




Eco Animal Bedding Pty Ltd
Factory 1 /10 Slater Parade
East Keilor Vic 3033
Phone 1300 726 406, Fax 03 8336 1184
ecoab.com.au

PRODUCT DETAILS




The special connection system and built-in overlap allow the sections to interlock and prevent displacement caused by temperature changes. The sections can only be laid in an interlocking arrangement, thus maximising the stability of the surface. The sections can be supplied with or without moulded ground spikes depending on the purpose for which they are used. An installation bed of approx. 3 - 4 cm is required if using ground spikes. The recesses on the underside allow an almost unimpeded flow of rainfall over the entire surface.




INSTALLATION


Beginning with the first row, connect the sections at the short ends. It is advisable to lay a batter board to aid alignment and to keep the row in position.



Then start the second row with a half section and continue fitting half sections in an interlocking arrangement. The third row can be started with a whole section and then the next row will start with a half section again, and so on.



Despite the porosity of the material, the infill cannot migrate down through the grid. The grid cannot flush out its contents.



*Colours, weights and sizes may vary slightly owing to the use of recycled material.

** Special colours are generally made from virgin material and therefore have to be costed individually.

Our written and verbal advice in respect of specific applications is based on our experience and is given to the best of our knowledge but nevertheless constitutes a non-binding recommendation. No claims may be made arising from our statements in the event of working conditions beyond our control. We recommend checking whether the product is suitable for the intended use. We are unable to oversee the application, use and handling of the products and, as such, we accept no responsibility whatsoever for the same. Should an issue of liability arise nevertheless, then any damages shall be limited to the value of the goods. Our warranty relates to the consistent quality of our products as set out in our specifications and pursuant to our general terms and conditions of supply and payment.